



### District Report Card: 2017


<b>State:</b> Uttarakhand	<b>District:</b> Almora
<b>Class:</b> 3	<b>Subject:</b> Language
<b>Schools:</b> 61	<b>Students:</b> 409


### Participation/Coverage


#### Students

<div>GENDER</div> <div></div>	Boys				Girls			
	Number		%		Number		%	
	204		49.88		205		50.12	

<div>AREA</div> <div></div>	Rural				Urban			
	Number		%		Number		%	
	391		95.60		18		4.40	

<div>CATEGORY</div> <div></div>	SC		ST		OBC		GEN	
	Number	%	Number	%	Number	%	Number	%
	226	55.26	0	0.00	13	3.18	170	41.56

<div>CWSN</div> <div></div>	LD	VI	HI	S&LD	ID	Oth
	0	0	0	0	1	1

<div>Management</div> <div></div>	Government				Government-aided			
	Number		%		Number		%	
	391		95.60		18		4.40	

### Average Performance of Students in Language (%)

Overall	Gender		Area		Management		Social Group			
	Male	Female	Rural	Urban	Govt.	Aided	SC	ST	OBC	GEN
74.82	74.35	75.28	74.92	72.59	74.92	72.59	72.71	0.00	67.69	78.16

## Performance on Learning Outcomes (LOs)

Learning Outcomes	Description	Average Performance(%)
L304	Reads small texts with comprehension i.e., identifies main ideas, details, sequence and draws conclusions	74.77
L312	Reads printed scripts on the classroom walls: poems, posters, charts etc.	74.91

Range of Performance of Students who Answered Correctly							
Below 30%		30% - 50%		50% - 75%		Above 75%	
Number	%	Number	%	Number	%	Number	%
19	4.65	35	8.56	126	30.81	229	55.99

## Lowest Performing Learning Outcomes (LOs)

- 1 - Reads small texts with comprehension i.e., identifies main ideas, details, sequence and draws conclusions (74.77)
- 2 - Reads printed scripts on the classroom walls: poems, posters, charts etc. (74.91)